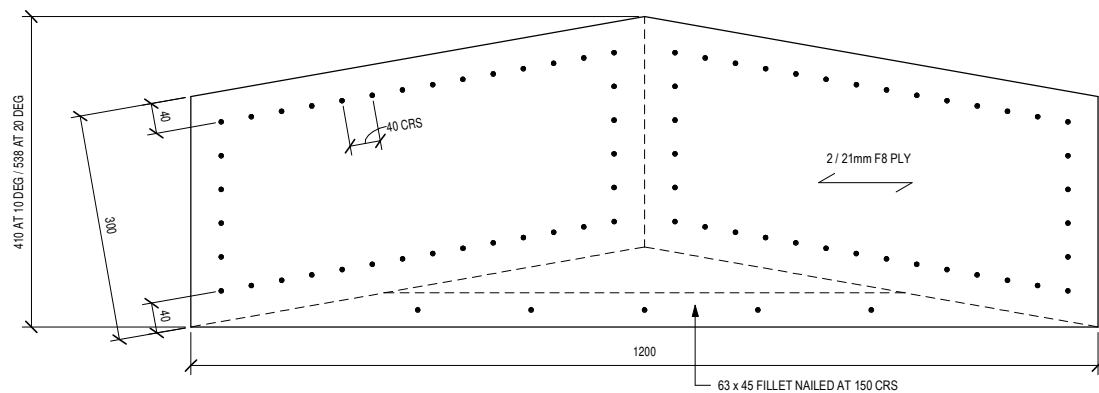
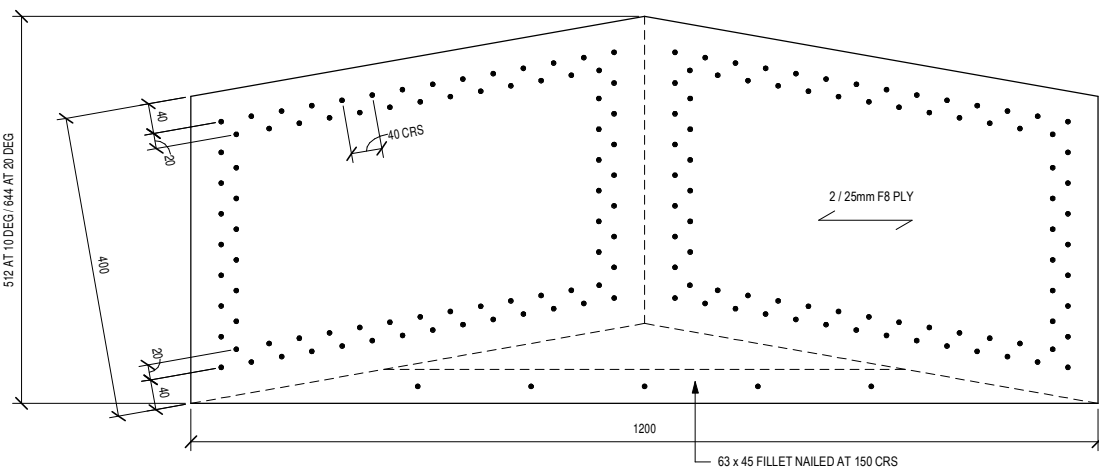


### NAILING PATTERN



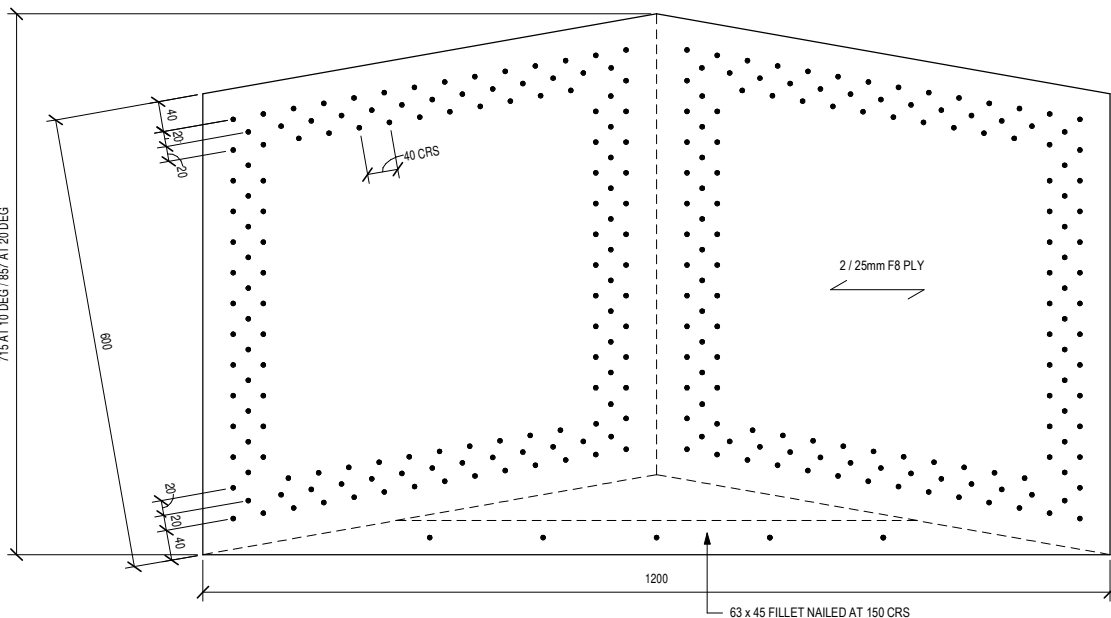
**300x63 LSL10 RAFTER GUSSET DETAIL**

GUSSET BOTH SIDES OF RAFTER. 3.15 x 75 FLAT HEAD GALV NAILS AT 40 CRS. GLUE TWO SHEETS OF PLY TOGETHER WITH BUILDERS ADHESIVE



**400x63 LSL10 RAFTER GUSSET DETAIL**

GUSSET BOTH SIDES OF RAFTER. TWO ROWS OF 3.15 x 90 FLAT HEAD GALV NAILS AT 40 CRS STAGGERED. GLUE TWO SHEETS OF PLY TOGETHER WITH BUILDERS ADHESIVE

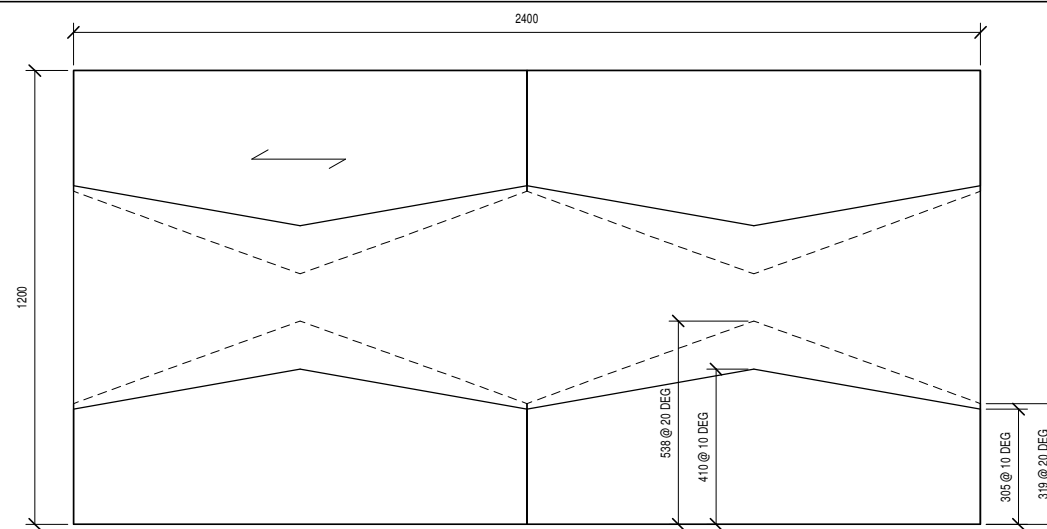


**600x63 LSL10 RAFTER GUSSET DETAIL**

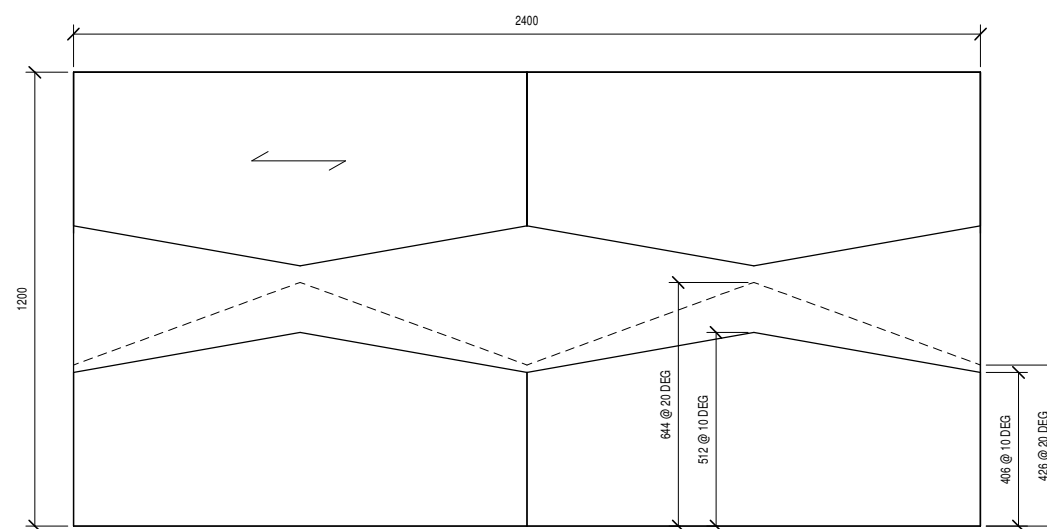
GUSSET BOTH SIDES OF RAFTER. THREE ROWS OF 3.15 x 90 FLAT HEAD GALV NAILS AT 40 CRS STAGGERED. GLUE TWO SHEETS OF PLY TOGETHER WITH BUILDERS ADHESIVE

### ALTERNATIVE FIXING PATTERNS

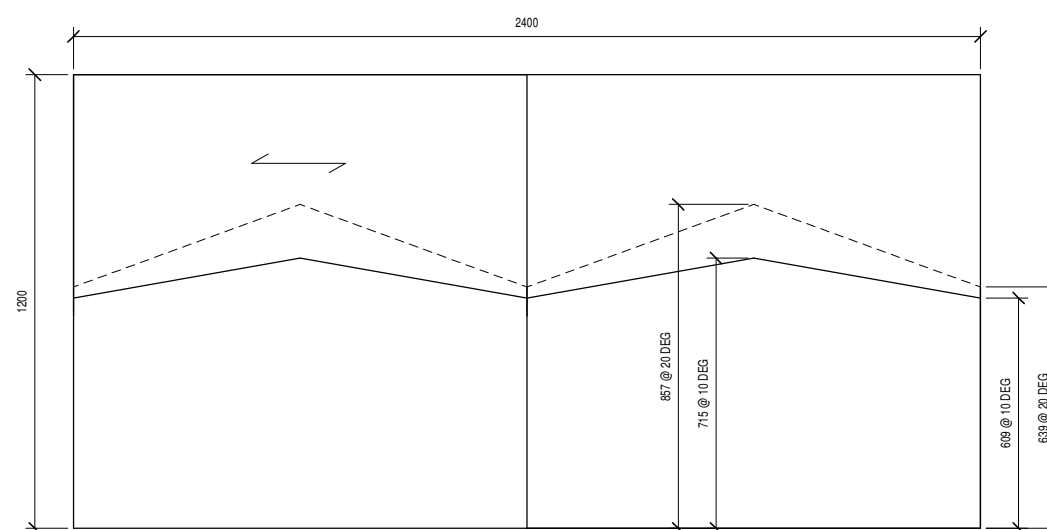
| LS10<br>Depth x Thickness (mm) | F8 PLYWOOD  |                | Nails 3.15, Flat Head Galvanised |              |             | 12G Screws, Type 17 |              |             | 14G Screws, Type 17 |              |             |
|--------------------------------|-------------|----------------|----------------------------------|--------------|-------------|---------------------|--------------|-------------|---------------------|--------------|-------------|
|                                | Sheets/side | Thickness (mm) | Rows                             | Spacing (mm) | Length (mm) | Rows                | Spacing (mm) | Length (mm) | Rows                | Spacing (mm) | Length (mm) |
| 300x63                         | 2           | 21             | 1                                | 40           | 75          | 1                   | 65           | 75          | 1                   | 65           | 75          |
| 400x63                         | 2           | 25             | 2                                | 40           | 90          | 2                   | 65           | 90          | 1                   | 65           | 90          |
| 600x63                         | 2           | 25             | 3                                | 40           | 90          | 2                   | 65           | 90          | 1                   | 65           | 90          |



**300x63 LSL10 RAFTER GUSSET - CUTTING PATTERN FROM 2400 x 1200 SHEET**



**400x63 LSL10 RAFTER GUSSET - CUTTING PATTERN FROM 2400 x 1200 SHEET**



**600x63 LSL10 RAFTER GUSSET - CUTTING PATTERN FROM 2400 x 1200 SHEET**

NOTES:

- 1) THE INFORMATION CONTAINED ON THIS DOCUMENT IS COPYRIGHT AND MAY NOT BE COPIED, DISSEMINATED OR USED FOR ANY OTHER PURPOSE OTHER THAN THAT FOR WHICH IT HAS BEEN PROVIDED WITHOUT THE WRITTEN PERMISSION OF CGW CONSULTING ENGINEERS LTD.
- 2) VERIFY ALL DIMENSIONS ON SITE
- 3) DO NOT SCALE FROM THE DRAWING
- 4) THE ADEQUACY OF THE DESIGN INCORPORATED ON THE PLANS IS SUBJECT TO THE REQUIREMENTS INCLUDED IN THE SPECIFICATION FOR THE WORKS AND THE DESIGN ASSUMPTIONS INCORPORATED IN THE CALCULATIONS AND REPORTS FOR THE PROJECT.

|            |                  |          |     |     |     |     |
|------------|------------------|----------|-----|-----|-----|-----|
| B 21.06.17 | FOR CONSTRUCTION | DS       | MM  | AVH | AVH |     |
| A 16.02.17 |                  | DS       | MM  | AVH | AVH |     |
| NO         | DATE             | REVISION | DES | DRN | CHD | APD |



JOB TITLE  
**LUMBERWORX  
FARM SHED GUSSET DETAILS  
NAILING PATTERN**

DRAWING TITLE

SCALE A1 = STATED  
A3 = 1/2 STATED

REVISION  
**B**

FOR CONSTRUCTION

JOB NO  
**17017**

SHEET  
**01**