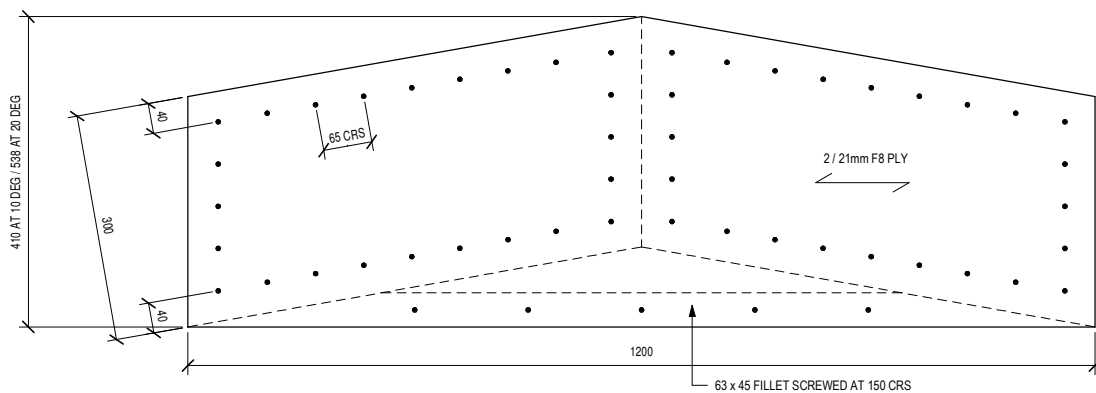


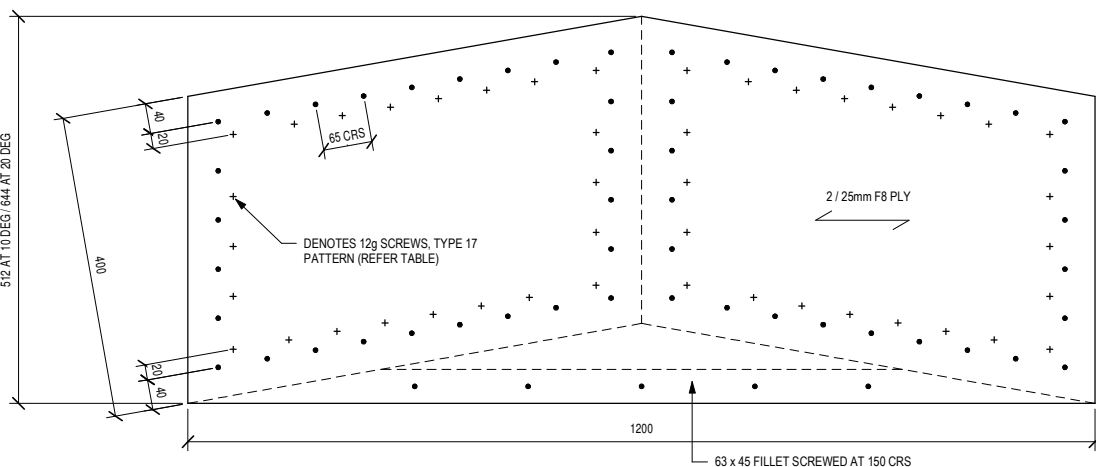
NOTES:

- 1) THE INFORMATION CONTAINED ON THIS DOCUMENT IS COPYRIGHT AND MAY NOT BE COPIED, DISSEMINATED OR USED FOR ANY OTHER PURPOSE OTHER THAN THAT FOR WHICH IT HAS BEEN PROVIDED WITHOUT THE WRITTEN PERMISSION OF CGW CONSULTING ENGINEERS LTD.
- 2) VERIFY ALL DIMENSIONS ON SITE
- 3) DO NOT SCALE FROM THE DRAWING
- 4) THE ADEQUACY OF THE DESIGN INCORPORATED ON THE PLANS IS SUBJECT TO THE REQUIREMENTS INCLUDED IN THE SPECIFICATION FOR THE WORKS AND THE DESIGN ASSUMPTIONS INCORPORATED IN THE CALCULATIONS AND REPORTS FOR THE PROJECT.



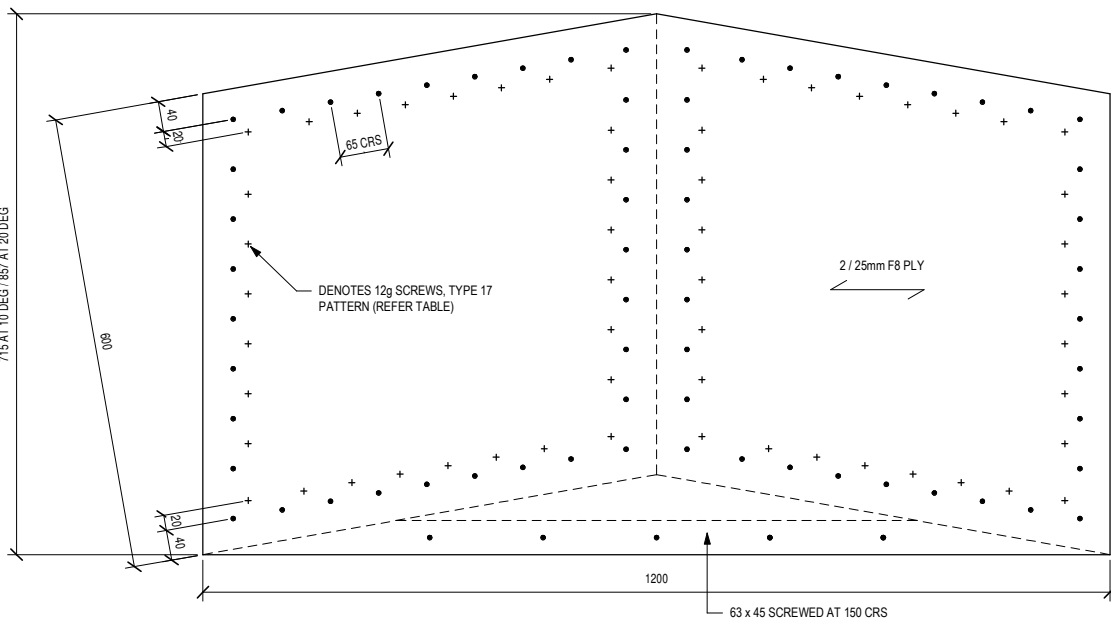
300x63 LSL10 RAFTER GUSSET DETAIL

GUSSET BOTH SIDES OF RAFTER. G14 TYPE 17 x 75 SCREWS AT 65 CRS. GLUE TWO SHEETS OF PLY TOGETHER WITH BUILDERS ADHESIVE



400x63 LSL10 RAFTER GUSSET DETAIL

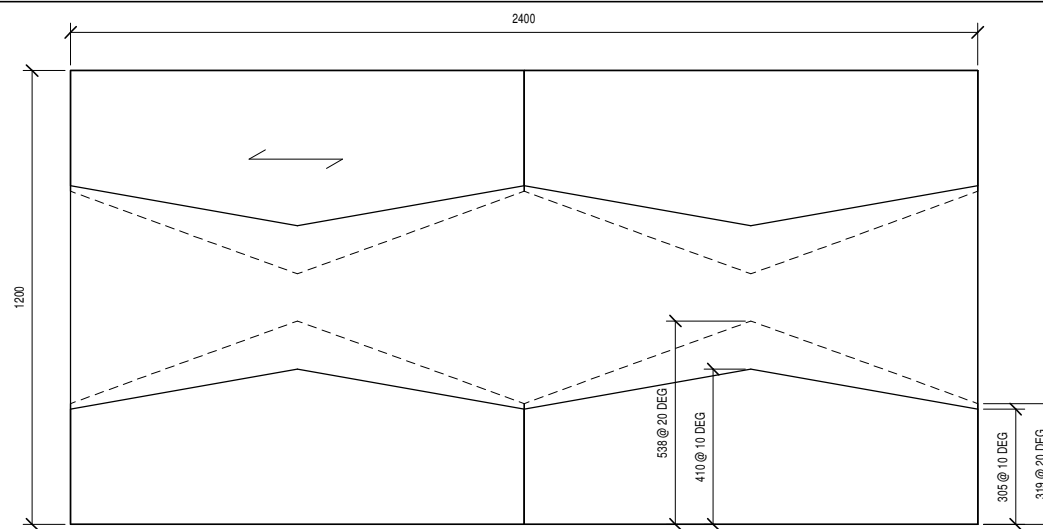
GUSSET BOTH SIDES OF RAFTER. G14 TYPE 17 x 90 SCREWS AT 65 CRS. GLUE TWO SHEETS OF PLY TOGETHER WITH BUILDERS ADHESIVE



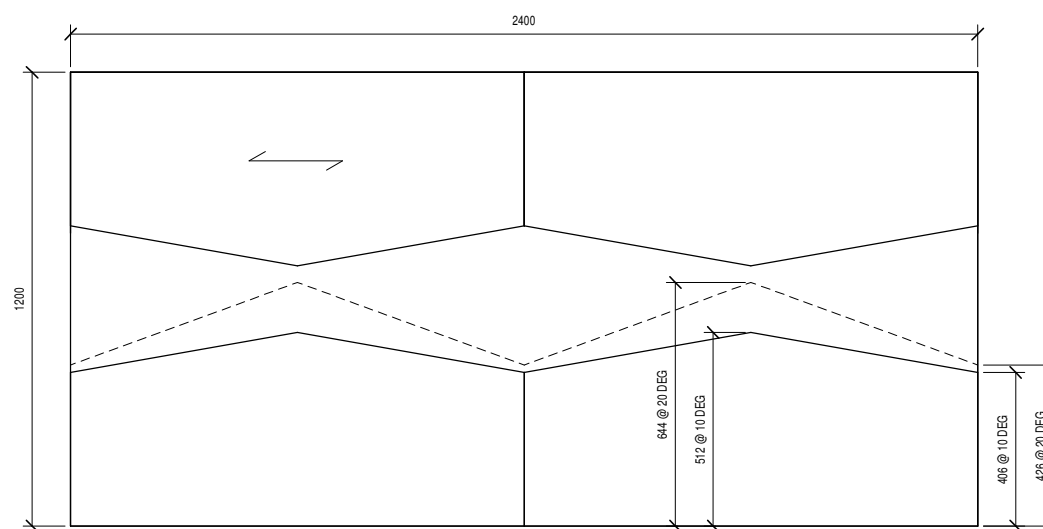
600x63 LSL10 RAFTER GUSSET DETAIL

GUSSET BOTH SIDES OF RAFTER. TWO ROWS OF G14 TYPE 17 x 90 SCREWS AT 65 CRS STAGGERED. GLUE TWO SHEETS OF PLY TOGETHER WITH BUILDERS ADHESIVE

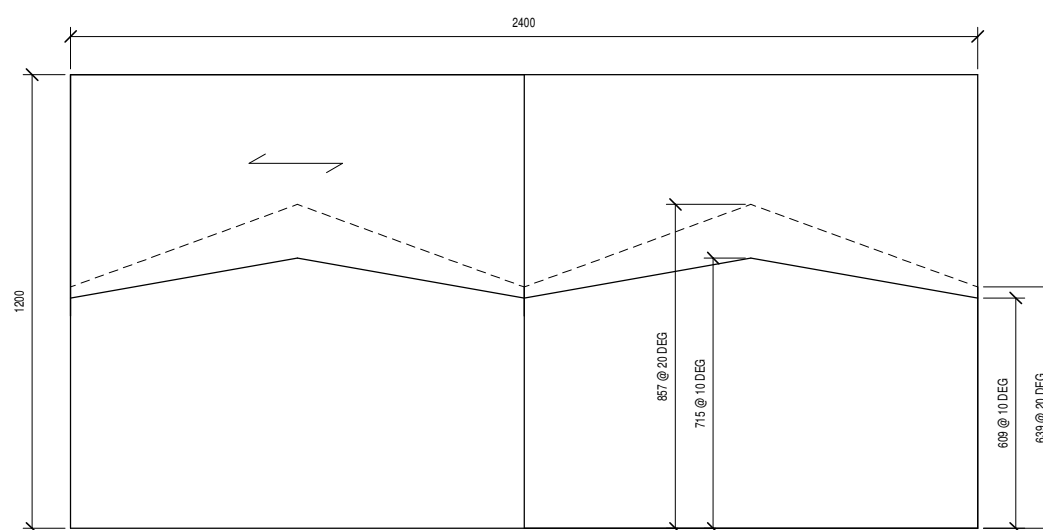
SCREWING PATTERN



300x63 LSL10 RAFTER GUSSET - CUTTING PATTERN FROM 2400 x 1200 SHEET



400x63 LSL10 RAFTER GUSSET - CUTTING PATTERN FROM 2400 x 1200 SHEET



600x63 LSL10 RAFTER GUSSET - CUTTING PATTERN FROM 2400 x 1200 SHEET

ALTERNATIVE FIXING PATTERNS

| LS10 | F8 PLYWOOD | | Nails 3.15, Flat Head Galvanised | | | 12G Screws, Type 17 | | | 14G Screws, Type 17 | | | |
|--------|------------------------|-------------|----------------------------------|------|--------------|---------------------|------|--------------|---------------------|------|--------------|-------------|
| | Depth x Thickness (mm) | Sheets/side | Thickness (mm) | Rows | Spacing (mm) | Length (mm) | Rows | Spacing (mm) | Length (mm) | Rows | Spacing (mm) | Length (mm) |
| 300x63 | | 2 | 21 | 1 | 40 | 75 | 1 | 65 | 75 | 1 | 65 | 75 |
| 400x63 | | 2 | 25 | 2 | 40 | 90 | 2 | 65 | 90 | 1 | 65 | 90 |
| 600x63 | | 2 | 25 | 3 | 40 | 90 | 2 | 65 | 90 | 1 | 65 | 90 |

FOR CONSTRUCTION

| | | | | | | |
|----|----------|------------------|-----|-----|-----|-----|
| A | 21.06.17 | FOR CONSTRUCTION | TK | MM | AVH | AVH |
| NO | DATE | REVISION | DES | DRN | CHD | APD |



JOB TITLE
LUMBERWORX FARM SHED GUSSET DETAILS SCREW PATTERN

DRAWING TITLE

SCALE
A1 = STATED
A3 = 1/2 STATED

REVISION
A

JOB NO
17225

SHEET
01